

SINGLE & THREE PHASE

Centralized Emergency Lighting Inverters

Simplify NFPA 101 compliance and lower maintenance costs by using our centralized emergency lighting inverters!

With NFPA standards reflecting automatic testing of life safety systems and computer-based reporting of test results, our centralized Emergency Lighting Inverters are being used more now than ever before! All our standard 90 minute inverters are listed as UL 924 "Emergency Lighting Equipment", and are NFPA 101 compliant. Each inverter model is easy to install, and many boast of an **industry-leading small cabinet footprint!**



EON Model EL3 (10 kW to 55 kW Three Phase)

- Computer-based, self-testing / self-diagnostic emergency lighting system with data-logging and reporting (NFPA 101, 7.9.3.1.3).
- 90 minutes runtime requires only (1) battery cabinet up to 33 kW, and only (2) battery cabinets for 40 kW – 55 kW.
- Online double conversion, no break technology — compatible with all lighting fixture types including LED.
- Automatic static bypass.
- Secure, internal make-before-break inverter bypass switch.
- Distribution: Up to 36 pole positions (or 24 poles if monitored CB's) on models up to 33 kW. Up to (4) 3-pole CB's on models 40 kW – 55 kW.


Note: Physically smaller than comparable three phase inverters, without compromising performance or serviceability. **Optional seismic-rated models available.**

Compact Footprint

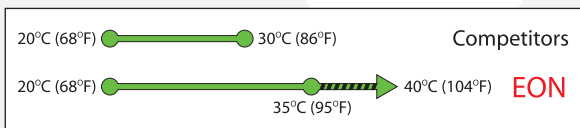
	Output Rating	Width (in.)	Depth (in.)	Height (in.)
EON	33 kW	70	33	77
Competitor A	32 kW	130	32.5	71
Competitor B	33 kW	140	31	72

Dimensions include 90 minutes of battery at full load.

Note: Illustration depicts 33 kW product without standard floor channels.



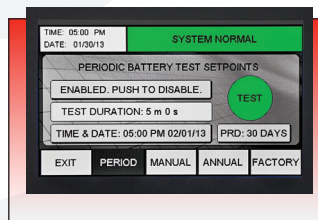
UL Rating Temperature Test Comparison



Note: To satisfy UL 924 requirements for a 35°C listing, UL testing was performed in a 40°C ambient environment, with units tested under full load and at low line input voltage. Optimum battery performance and life at 25° C.

Advanced Digital Monitoring: The Intellistat TS™

- Color, high-resolution touchscreen monitor displays inverter parameters, status, and alarms – standard on the EON, and optional on the FST and ELU models (see pages 2 and 3 for FST and ELU details).
- Provides complete system diagnostics and testing, including all NFPA-compliant automatic battery testing, reports, and data-logging.
- Performs "egress lighting integrity test". (See sidebar.)



LED Fixture / Driver Compatibility

Whether fed from the AC power source or even while in battery mode, our inverters have a high peak overload capability to accommodate the inrush current from LED fixtures / drivers!

Automatic Testing / Logging / Reporting

The EON, FastLITE, UltraLITE, and eLITE ELE models automatically perform NFPA-mandated periodic and annual tests — logging the results with a time and date stamp, and a "pass" or "fail" indication.

Remote Communications

Remote monitoring of inverter status, alarms, electrical measurements, and test results are available via:

BACnet/IP, BACnet MS/TP (excluding TrueLITE), Ethernet TCP/IP, MODBUS TCP, or MODBUS RS 485.

Egress Lighting Integrity Test

During NFPA-mandated test periods, inverters with the Intellistat (TS or standard) monitoring:

- Automatically initiate the testing of all life safety circuits.
- Compare power consumption during the test period with user-defined load capacity.
- Analyze the data, and advise if service is required.

Note: EON, FastLITE, and UltraLITE ELU models allow for automatic bypassing of local control devices during NFPA-mandated testing.



UL 924 / C-UL Listed to CSA Standards
UL 1778 (Models ELS, ELU, ELN, ELE)



CONTROLLED POWER COMPANY

TrueLITE Model ELS — (58.5 kW to 112.5 kW Three Phase)

- Full compliance with NFPA 101 as a computer-based, self-testing / self-diagnostic emergency lighting system with data-logging.
- Online double conversion technology offering 4 different field-selectable modes of operation: **On-Line**, **Standby-On (ECO Mode)**, **Smart Active**, and **Standby-Off**. Mode selection based on input power conditions, lighting design, and the desire for high operating efficiency.
- Incorporates galvanic isolation and a robust design with a high overload capacity to deliver reliable emergency power for critical life safety loads.
- Battery care system includes a range of features designed to prolong battery life and reduce usage. Features include deep discharge protection, current limitation, and voltage compensation based on ambient temperature.
- Operates in ECO-mode / Smart Active mode to provide an efficiency rating of up to 98.5%.
- Optional remote monitoring and reporting via Ethernet TCP/IP, BACnet/IP, MODBUS TCP/IP, or MODBUS RS485.
- Optional wall mounted maintenance bypass; three breaker design (thermal magnetic or adjustable electronic trip) available in 14K, 35K, or 65K AIC ratings, with Kirk Key interlock system and SKRU (solenoid key release unit).



Optional seismic-rated models available

TrueLITE Model ELS — Standard Monitor & Display

- Wide graphic LCD display provides a close-up, detailed overview of the inverter status in real-time.
- Display features an operational diagram, status and alarm messaging, main operating values, and easy pushbutton navigation.
- LEDs indicate main input power present, bypass input power present, output normal, on battery, on bypass, and alarm condition.
- Automatic battery testing; results logged with time and date stamp, and a pass or fail indication. Failed battery tests result in an audible and visual alarm.



Controlled Power Company also manufactures a line of single phase emergency lighting inverters, from 525 W through 18 kW. Model dependent, these include fast-transfer, online double conversion, and ferroresonant technologies.

FastLITE Model FST — (525 W to 2.2 kW Single Phase)

- Automatic testing, logging, reporting per NFPA 101, 7.9.3.1.3
- Weekly inverter self-diagnostic is performed.
- Basic monitoring, or optional Intellistat TS monitor (see front page).
- Up to 98.8% efficient, fast-transfer technology — 2 milliseconds or less transfer-time.
- Designed for LED fixtures / drivers, as well as other emergency lighting loads.
- Provided with a “normally on” output and a “normally off / switched” output.
- Wall- and floor-mount models available.
- Distribution: Up to 10 pole positions (or 6 poles if monitored CBs).



Model FST

UltraLITE Model ELC — (600 W to 2 kW Single Phase)

- Automatic testing, logging, reporting per NFPA 101, 7.9.3.1.3
- Compact front-access design, featuring one of the smallest cabinet footprints in the industry.
- NEMA-2 drip-proof enclosure.
- Online double conversion, no break technology — compatible with all lighting fixture types including LED.
- Automatic static bypass and manual bypass switch.
- Distribution: Up to 12 pole positions (or 6 poles if monitored CBs).



Model ELC

UltraLITE Model ELU — (1.5 kW to 14 kW Single Phase)

- Automatic testing, logging, reporting per NFPA 101, 7.9.3.1.3
- Basic monitoring, or optional Intellistat TS monitor (see front page).
- Online double conversion, no break technology — compatible with all lighting fixture types including LED.
- Automatic static bypass.
- Secure, internal make-before-break inverter bypass switch.
- Distribution: Up to 20 pole positions (or 10 poles if monitored CBs).
- **Optional seismic-rated models.**



Model ELU

eLITE Models ELN and ELE — (ELN — 550 W to 1.5 kW Single Phase) (ELE — 5.3 kW to 18 kW Single Phase)

- True, uninterruptible power designed for LED, HID, incandescent, halogen, and quartz lighting applications.
- Integral constant voltage transformer isolates and regulates output voltage.
- PFC electronic driver / ballast loading up to 50% of the inverter's rated output.
- Distribution: 550 W — 3 pole positions (or 1 pole if monitored CB).
- 1 kW - 1.5 kW — 6 pole positions (or 3 poles if monitored CBs).
- 5.3 kW - 18 kW — Up to 20 pole positions (or 10 poles if monitored CBs).



Model ELE (shown)

All product images are for illustration purposes only, and are not to scale.

Features And Benefits Common To CPC Single & Three Phase Inverters:

- Meets NFPA 101 and 111 standards. NFPA compliant as "Life Safety Equipment" in accordance with ANSI/NFPA 70 (NEC), Article 700.
- UL 924 Listed as "Emergency Lighting Equipment", with standard 90 minutes; optional battery runtimes available.
- Accommodates "normally on" lighting fixtures / exit lamps, and/or "normally off" emergency lights.
- The EON and all single phase models are available with output distribution breakers, located behind a secured panel door.
- Generator-compatible and available with 10 - 15 minutes backup; UL 924 Listed as "Auxiliary Lighting and Power Equipment".



1955 Stephenson Hwy., Troy MI 48083

www.controlledpwr.com

email: info@controlledpwr.com

Phone: (800) 521-4792 Fax: (248) 528-0411

All information and data within this brochure is subject to change without notice.
© Copyright July 2022. Controlled Power Company.

Represented by: